

## PercoTop® PUR 2K MS Topcoat

### Features

- PercoTop® PUR 2K MS Topcoat is a 2K topcoat based on acrylic and polyester resins.
- It has an excellent mechanical and chemical resistance.
- The topcoat is easy to apply.
- 5 gloss levels: high gloss to matt.

### Products

#### Base Paint

PercoTop® PUR	PercoTop® PUR 2K MS Topcoat
CS920	PercoTop® 2K PUR Binder
XXX	Tints

#### Activators

CS710	PercoTop® Activator VHS Fast
CS711	PercoTop® Activator VHS Standard
CS712	PercoTop® Activator VHS Slow

#### Thinners

CS610	PercoTop® Thinner Fast
CS620	PercoTop® Thinner Standard
CS630	PercoTop® Thinner Slow
CS600	PercoTop® Thinner Standard
CS602	PercoTop® Thinner 2K

#### Also possible:

CS701	PercoTop® Activator Standard
CS702	PercoTop® Activator Fast
CS704	PercoTop® Activator 3840
CS603	PercoTop® Thinner Fast

### Colours

- Industrial and standard colour registers.

### Substrates




- Cured, solvent resistant, well preserved and scuff sanded old finish.
- All PercoTop® primers, primer surfacers and surfacers.

**For professional use only!**

# PercoTop<sup>®</sup> PUR

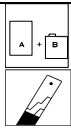


## 2K MS Topcoat

### Surface preparation

<b>Substrates must be free from all contaminants.</b>	
<b>Apply to</b>	PercoTop <sup>®</sup> Primer/Primer Surfacer old paintwork
	Thoroughly clean old paintwork.
<b>Either</b>	 Sand dry with orbital sander and dust exhaust P320 - P500.
	<b>or</b>
	Before further treatment, carefully clean sanded areas once more to remove all dust, paint residues from sanding and other impurities.

<b>VOC value ready for use (EU Directive 1999/13/EC)</b>	
• < 540 g/l	5:1 by weight with CS702 + 20% CS600








### Product preparation

	<b>Mixing ratio</b>	<b>VHS</b>		<b>MS</b>	
		Volume	Weight	Volume	Weight
	PercoTop <sup>®</sup> PUR CS702/CS704/CS710/CS711/CS712 CS701	5 1 -	5 1 -	2 - 1	2 - 1
	<b>Thinner</b>	CS610/CS620/CS630 CS600/CS602/CS603			
	<b>Pot life at 20°C</b>	CS701 CS702/CS710/CS711 CS704/CS712		5-6 hours 2-3 hours 4 hours	

# PercoTop<sup>®</sup> PUR

## 2K MS Topcoat

### Application

	Application viscosity DIN 4 mm at 20°C (s)	Thinner (%)		Spray nozzle (mm)	Pressure (bar)	Number of coats
		MS				
 <b>Gravity feed</b>	19-21	MS	0-5	1.3-1.4	2.5-3.0	2
 <b>Suction feed</b> (High pressure spraying)		VHS	20-25			
 <b>HVLP</b> (Low pressure spraying)	19-21	MS	0-5	1.3-1.4	2.0-2.5	2
		VHS	20-25			
 <b>Airless</b>	25-30	MS	Misch- viskosität	0.18-0.23	2.0-3.0 air	2
<b>Airmix</b>		VHS	10-15		ca. 80-120 material	
 <b>Pressure pot</b>	20-22	MS	0-5	1.1	2.5-3.0 air	2
 <b>Membrane pump</b> (High pressure spraying)		VHS	20-25		1.0-1.5 material	
 <b>Electrostatic</b>	According to the advice of the Technical Representative.					
<b>Recommended dry film thickness</b>	35-50 µm					



# PercoTop<sup>®</sup> PUR

## 2K MS Topcoat

### Drying

<b>Air drying at 20°C</b>	40 µm dry film thickness
<b>Dust dry</b>	1 hour 30 minutes
<b>Dry to handle</b>	4-8 hours
<b>Dry to assemble</b>	24-30 hours

<b>Forced drying</b>	Flash time: 20 minutes. Depending on film thickness.
<b>Drying time</b>	35 minutes
<b>Drying temperature</b>	60°C object temperature

<b>Remarks</b>	Add CS215 to the base paint to accelerate the drying of the product following recommendations from the Technical Representative.
----------------	--



### Product data

	<b>Solids</b>  Weight (%) +/- 1	<b>Density</b>  (kg/l) +/- 0.01	<b>Theoretical coverage</b>  (at 50 µm) (m <sup>2</sup> /kg)	<b>Theoretical material consumption</b>  (at 50 µm) (g/m <sup>2</sup> )
<b>White</b>				
Packaged	61	1.20	-	-
Ready for use	53	1.13	9	112
<b>Black</b>				
Packaged	54	1.01	-	-
Ready for use	48	1.00	10	100

# PercoTop<sup>®</sup> PUR

## 2K MS Topcoat

### Remarks

	<ul style="list-style-type: none"> <li>• Different additives can be used to adjust texture (CS220-CS223), application properties by brush and roll (CS211), elastification (CS210) and drying properties (CS215). See separate info sheet and contact your representative.</li> <li>• Refer to table 1 and 2 of specifications of industrial paint if chemical or heat resistance is required.</li> </ul>
	<ul style="list-style-type: none"> <li>• Stir well before use.</li> <li>• Stir CS204 (PercoTop<sup>®</sup> Matting Agent 2K) thoroughly each time before use in colour formulae, in order to secure reproducible gloss levels.</li> </ul>
	<ul style="list-style-type: none"> <li>• Axalta recommends the customer should perform a quick colour-check of products before use.</li> </ul>
<b>Storage conditions</b>	<ul style="list-style-type: none"> <li>• Refer to the label on the original can.</li> </ul>

### Safety

Consult the Safety Data Sheet prior to use.  
Observe the precautionary notices displayed on the container.

### Information

The information provided herein corresponds to our knowledge on the subject at the date of its publication. This information may be subject to revision as new knowledge and experience becomes available. The data provided fall within the normal range of product properties and relate only to the specific material designated; these data may not be valid for such material used in combination with any other materials or additives or in any process, unless expressly indicated otherwise. The data provided should not be used to establish specification limits or used alone as the basis of design; they are not intended to substitute for any testing you may need to conduct to determine for yourself the suitability of a specific material for your particular purposes. Since Axalta cannot anticipate all variations in actual end-use conditions Axalta makes no warranties and assumes no liability in connection with any use of this information. Nothing in this publication is to be considered as a license to operate under or a recommendation to infringe any patent rights.  
This Technical Data Sheet supersedes all previous issues.



**PercoTop<sup>®</sup> PUR**  
2K MS Topcoat

Copyright © 2014, Axalta Coating Systems, LLC and all affiliates. All rights reserved. The Axalta logo, Axalta™, Axalta Coating Systems™ and all products denoted with ™ or ® are trademarks or registered trademarks of Axalta Coating Systems, LLC and its affiliates. Axalta trademarks may not be used in connection with any product or service that is not an Axalta product or service.