

**PRODUCT NAME**

14 Line Polyurethane

**ORIGINALLY ISSUED**

27/09/2006

**VERSION**

1.0

**PRODUCT CODE**

TOP14

**VERSION DATE**

27/09/2006



**PRODUCT DESCRIPTION**

A high build, high solids Polyurethane based on a unique blend of Polyurethane Alkyds.

It combines a long wet edge time with excellent hot spray application offering superb durability and gloss retention.

14 Line Polyurethane may also be brushed directly from the can or with the addition of a small amount of Thinner.

14 Line is also suitable for use on concrete flooring (consult technical regarding other types of flooring).



**IMPORTANT INSTRUCTIONS BEFORE USE**

- Read and follow SDS, TDS and label instructions
- Stir all paints thoroughly before use
- Always use the same batch number on the same job
- Check colour & sheen. HMG will not accept any discrepancies arising after use
- Filter the product immediately before use
- Reduce emissions and maintain quality by replacing tin lid after use
- If in any doubt speak HMG Technical Service Department on (0161) 205 7631



**SPECIAL PROPERTIES**

- Properties can be enhanced by the addition of Hardener 9029 (ZIP). Use 10 parts Base to 1 part Hardener.



**MAXIMUM VOC CONTENT (RFU)**

0.416Kg/L

**REGULATIONS / COMPLIANCE**

- 2004/42 IIB (D) 420



**COLOUR RANGE**

- Available in a wide colour range including Fleet, RAL & BS and Automotive shades



**GENERAL INFORMATION**

Coverage 10 square metres per litre @ 55 microns dft  
Flashpoint > 30°C  
Storage Store between 5°C - 25°C. When not in use, cans must be kept sealed  
Shelf Life 12 months from delivery date in original sealed containers



**ADDITIONAL TECHNICAL INFORMATION**

For hot spray application, heat to a maximum of 70°C.



**CLEANING**

Ensure surfaces to be coated are dry and must be cleaned using the appropriate HMG product to remove all traces of contaminants.

HMG produce a full range of cleaners, silicone removers, degreasers and preparatory cleaners suitable for the cleaning process.

Please refer to our website for Knowledge Base article Prep-Cleaning Techniques (KNB0009) and Preparatory Cleaners from the Product Guide.



**SURFACE PREPARATION**

Please refer to Knowledge Base for details on Surface Preparation.



**SUGGESTED PRIMER / FILLER / SEALER SYSTEMS**

- Synthetic BDX Primer
- Synthetic High Opacity Undercoat
- Speedbuild 3 Primer



**HEALTH AND SAFETY**

- Refer to SDS and tin label prior to use.
- Suitable respiratory equipment should be worn when spraying.
- Contaminated Rags, Spray Booth Filters or other substrates should be segregated from other chemical waste, soaked with Water and disposed of in a non-combustible container with a tight fitting Lid.

**APPLICATION METHODS**











**MIXING RATIO**

	COMPLIANT SPRAY GUN	PRESSURE POT	AIRLESS/AIR-ASSISTED	HOT SPRAY
Base	5	Base	5	Base
Thinner	up to 1	Thinner	up to 1	Thinner
				up to 0.5
				RFU



**THINNER OPTIONS**

Thinner 2611	Thinner 2611	Thinner 2611	
Thinner 2612	Thinner 2612	Thinner 2612	

	<b>VISCOSITY</b>							
	30-35	seconds B4 cup	30-35	seconds B4 cup	35-45	seconds B4 cup	25-30	seconds B4 cup
	<b>SPRAY GUN SETUP</b>							
	1.6-1.8		1.2-1.4		11-13 thou 40/50°		1.6-1.8	
	<b>NUMBER OF COATS (GUIDE ONLY)</b>							
	1 light + 1 full		1 light + 1 full		1 full coat		1 full coat	
	<b>FLASH OFF</b>							
	20 mins between coats		20 mins between coats					
	<b>DRYING TIME</b>							
	Touch dry Hard dry	2hrs @ 20°C 8hrs @ 20°C	Touch dry Hard dry	2hrs @ 20°C 8hrs @ 20°C	Touch dry Hard dry	2hrs @ 20°C 8hrs @ 20°C	Touch dry Hard dry	2hrs @ 20°C 8hrs @ 20°C
	<b>RECOATABILITY / OVERCOATING</b>							
	Min 24 hrs depending on build & temp. Surface should be de-nibbed prior to overcoating.							
	<b>WET FILM THICKNESS*</b>							
	100 microns		100 microns		100 microns		100 microns	
	<b>DRY FILM THICKNESS*</b>							
	55 microns		55 microns		55 microns		65 microns	
	* - HMG Technical Data Sheets indicate a Dry Film Thickness that will be achieved when applying a particular Wet Film Thickness. These values are a guide only and are not to be used as specifications. Film thickness will vary depending on actual use and specification. Great care should be taken to achieve the dft stated in the agreed specification and to avoid areas of excessively low or high thickness.							

This information relates only to the specific material designated and may not be valid for such material used in combination with any other materials or in any process. Such information is to the best of HMG's knowledge and belief accurate and reliable as of the date indicated. However, no representation, warranty or guarantee is made as to its accuracy, reliability or completeness. It is the user's responsibility to satisfy themselves as to the suitability and completeness of such information for their own particular use. For professional use only.