





































Technical Data Sheet

SA00XX

WOOD FILLERS

DATE 3/04/12

Water based wood fillers.

Versions:	<table border="0"> <tr> <td style="text-align: center;"></td> <td>325g Tube</td> <td style="text-align: center;"></td> <td>930g Tub</td> </tr> <tr> <td style="text-align: center;"></td> <td>SA0001 White</td> <td style="text-align: center;"></td> <td>SA0006 White</td> </tr> <tr> <td style="text-align: center;"></td> <td>SA0002 Natural</td> <td style="text-align: center;"></td> <td>SA0007 Natural</td> </tr> <tr> <td style="text-align: center;"></td> <td>SA0003 Light</td> <td style="text-align: center;"></td> <td>SA0008 Light</td> </tr> <tr> <td style="text-align: center;"></td> <td>SA0004 Medium</td> <td style="text-align: center;"></td> <td>SA0009 Medium</td> </tr> <tr> <td style="text-align: center;"></td> <td>SA0005 Dark</td> <td style="text-align: center;"></td> <td>SA00010 Dark</td> </tr> </table>		325g Tube		930g Tub		SA0001 White		SA0006 White		SA0002 Natural		SA0007 Natural		SA0003 Light		SA0008 Light		SA0004 Medium		SA0009 Medium		SA0005 Dark		SA00010 Dark
	325g Tube		930g Tub																						
	SA0001 White		SA0006 White																						
	SA0002 Natural		SA0007 Natural																						
	SA0003 Light		SA0008 Light																						
	SA0004 Medium		SA0009 Medium																						
	SA0005 Dark		SA00010 Dark																						
Area of use:	For filling and repairing minor damage of wood base substrates for internal and external doors, furniture, window frames, screw/nail holes and skirting boards.																								
Method of use:	<ol style="list-style-type: none"> 1. Work filler well into the repair using a pallet knife or fine trowel. 2. Leave filler slightly proud of the surface to allow for sanding. 3. Smooth over with a wet knife, prior to drying, to ensure an even finish. 4. Sand smooth and wipe with a damp cloth. 5. Deep holes should be built up in layers of 5mm, allowing each layer to dry. 																								
Mixing procedure:	Ready for use																								

Technical Characteristics

Composition	A water based, acrylic polymer incorporating inert fillers, emulsifiers, viscosity modifiers and inorganic pigments as colouring agents.
Solids content (%):	83.5 to 86.5
Specific gravity (kg/l):	1.88 to 1.98
Viscosity:	Smooth Paste Gel strength-100-200 sheen Gel tester, Spindle 15x8
pH	7.5-9.0
Odour:	Slightly sweet

N.B.: DATA PROVIDED ON THIS TECHNICAL DATA SHEET CORRESPOND TO OUR BEST KNOWLEDGE AND EXPERIENCE. WE ASSURE CONSISTENCY ON THE CHEMICAL-PHYSICAL CHARACTERISTICS OF OUR PRODUCTS, WITHIN THE TOLERANCE LIMITS SPECIFIED ON OUR TECHNICAL DATA SHEETS. RESPONSIBILITY OF FINAL RESULT OF PRODUCT APPLICATION IS FULLY UP TO THE USERS, WHO SHALL MAKE SURE THAT THE PRODUCT CORRESPONDS TO THEIR OWN NEEDS WITH REGARD TO APPLICATION SYSTEM, TO SUBSTRATES USED AS WELL AS TO WORKING CONDITIONS.

WARNING: ACTUAL VISCOSITY OF SOME PIGMENTED AND/OR THIXOTROPIC PRODUCTS MAY DIFFER FROM THE VISCOSITY SHOWN ON THE TECHNICAL DATA SHEET. DIFFERENCES ARE TO BE REGARDED AS ACCEPTABLE IF WITHIN 30% MAXIMUM.

General Characteristics

Temperature for use	15-30°C	
Drying time (5mm thickness at 20°C and 60% RH): Low temperatures, high humidity and poor ventilation will increase drying times.	Dry for sanding, repeat application and overcoating	2 hours
Cleaning of equipment	Tools should be washed in water and detergent immediately after use.	
Storage and Shelf-life:	Store in a cool, dry, well ventilated place away from heat and sources of ignition. Store upright and carefully reseal partly used containers. The shelf life of the product in airtight containers is 3 years. Protect from frost. Store above 5°C.	

Substrate preparation:

Must be clean and dry and lightly sanded in the direction of the grain. Substrate should be free of grease, oil, dirt, fingerprints, and any contamination to ensure optimum adhesion and performance properties.

Important Information

Filler may accept stains or varnishes differently to surrounding wood. Fill and finish a small test area to ensure final result is acceptable.

Not suitable for gaps between floor boards or for major repairs or wet rot repair applications.

Read the separate Health and Safety sheet prior to use. This is just one of a wide range of industrial wood coatings from Sherwin Williams. Should you require any further information on this, or any other product within our range, simply contact us at the address above.

N.B.: DATA PROVIDED ON THIS TECHNICAL DATA SHEET CORRESPOND TO OUR BEST KNOWLEDGE AND EXPERIENCE. WE ASSURE CONSISTENCY ON THE CHEMICAL-PHYSICAL CHARACTERISTICS OF OUR PRODUCTS, WITHIN THE TOLERANCE LIMITS SPECIFIED ON OUR TECHNICAL DATA SHEETS. RESPONSIBILITY OF FINAL RESULT OF PRODUCT APPLICATION IS FULLY UP TO THE USERS, WHO SHALL MAKE SURE THAT THE PRODUCT CORRESPONDS TO THEIR OWN NEEDS WITH REGARD TO APPLICATION SYSTEM, TO SUBSTRATES USED AS WELL AS TO WORKING CONDITIONS.

WARNING: ACTUAL VISCOSITY OF SOME PIGMENTED AND/OR THIXOTROPIC PRODUCTS MAY DIFFER FROM THE VISCOSITY SHOWN ON THE TECHNICAL DATA SHEET. DIFFERENCES ARE TO BE REGARDED AS ACCEPTABLE IF WITHIN 30% MAXIMUM.